

**AGENDA MANAGEMENT SHEET**

**Name of Committee** Stratford Area Committee

**Date of Committee** 23rd November 2005

**Report Title** **Crime Statistics and Crime Hot Spots Stratford**

**Summary** To provide the committee with an overview of crime statistics in Stratford and provide performance information for 2004/5.

**For further information please contact:** Patrick Lee  
Area Community Safety Manager (South)  
Tel: 01789 290785  
patricklee@warwickshire.gov.uk

**Would the recommended decision be contrary to the Budget and Policy Framework?** No.

**Background papers** Stratford-on-Avon Crime and Disorder and Drugs Misuse Strategy 2005-8.

**CONSULTATION ALREADY UNDERTAKEN:-** Details to be specified

- Other Committees  .....
- Local Member(s)
- Other Elected Members  .....
- Cabinet Member  .....
- Chief Executive  David Carter Reporting Officer .
- Legal  Peter Endall
- Finance  .....
- Other Chief Officers
- District Councils  .....
- Health Authority  .....
- Police

Other Bodies/Individuals  .....

**FINAL DECISION YES**

**SUGGESTED NEXT STEPS:**

Details to be specified

Further consideration by this Committee  .....

To Council  .....

To Cabinet  .....

To an O & S Committee  .....

To an Area Committee  .....

Further Consultation  .....

## Agenda No

### Stratford Area Committee – 23<sup>rd</sup> November 2005.

#### Crime statistics and Crime Hot Spots in Stratford

#### Report of the County Solicitor and Assistant Chief Executive

##### **Recommendation**

The committee notes the report and make any comments back to the Community Safety Overview and Scrutiny Committee.

### 1.0 Introduction

- 1.1 At the Community Safety Overview and Scrutiny Committee on 7 June following discussion of a report by the Police on Crime figures for the County, Cllr Hobbs, Portfolio Holder for Community Safety, suggested that Area Committees might wish to look at the crime figures and crime "hotspots".
- 1.2 This report provides an overview of recorded crime and disorder statistics in Stratford district. It details performance during 2004/05 and provides a comparison with previous years. The source of the raw data is Warwickshire Police. The analysis has been carried out by the Research Unit at Warwickshire County Council.
- 1.3 Due to recent changes (which took effect from July 1<sup>st</sup> 2005) to the way that the police now record incidents there is no recent data for anti-social behaviour incidents. The Stratford Crime and Disorder Reduction Partnership is examining ways to measure anti-social behaviour, this is likely to include a survey of local residents.

## 2.0 Headline Figures

- 2.1 Total recorded crime rates in Stratford district have fallen by 4% over the last twelve months. There has been a significant rise in drug offences (39%) and falls in vehicle crime, burglary and criminal damage over the same period. These reductions have been achieved by successful partnership working between the Police, the County Council, District Council and other agencies.
- 2.2 With regard to the increase in drug figures, this reflects the recent positive approach by the police, which has resulted in more drug dealers being arrested and charged than ever before. These arrests correlate with the rise in offences.
- 2.3 In addition the increase in offences at Long Marston is due to the increase in days at the music events at the airfield, as a result there has been an increase in drug offence detection.
- 2.4 The restructure in policing that Stratford has undergone has contributed to the good results. There are now four Community Policing teams (Neighbourhood Policing teams) that are co-terminus with Stratford district. This has ensured that partnership activity is focused with partners being accountable for delivery.
- 2.5 In addition each of these geographic areas have a Locality Action Plan which ensures that not only police but CDRP and Community Issues are addressed and the community have a real say in how they are 'policed' in the widest sense.
- 2.6 This has encouraged the community to engage and assist the partners in problem solving issues. This has been supported by the bi-weekly newsletters to stakeholders in the community. This has made a real difference in terms of performance.
- 2.7 You will see from the beat figures later in this paper that, according to the latest figures, Studley and Clopton have decreased significantly. Both of these areas have benefited from multi-agency interventions with 'Positive about Young People', Connexions and Community Education making invaluable contributions. However, there has been a very recent rise in reports of anti-social behaviour in Studley. The police and the CDRP are putting together an action plan to deal with these problems.

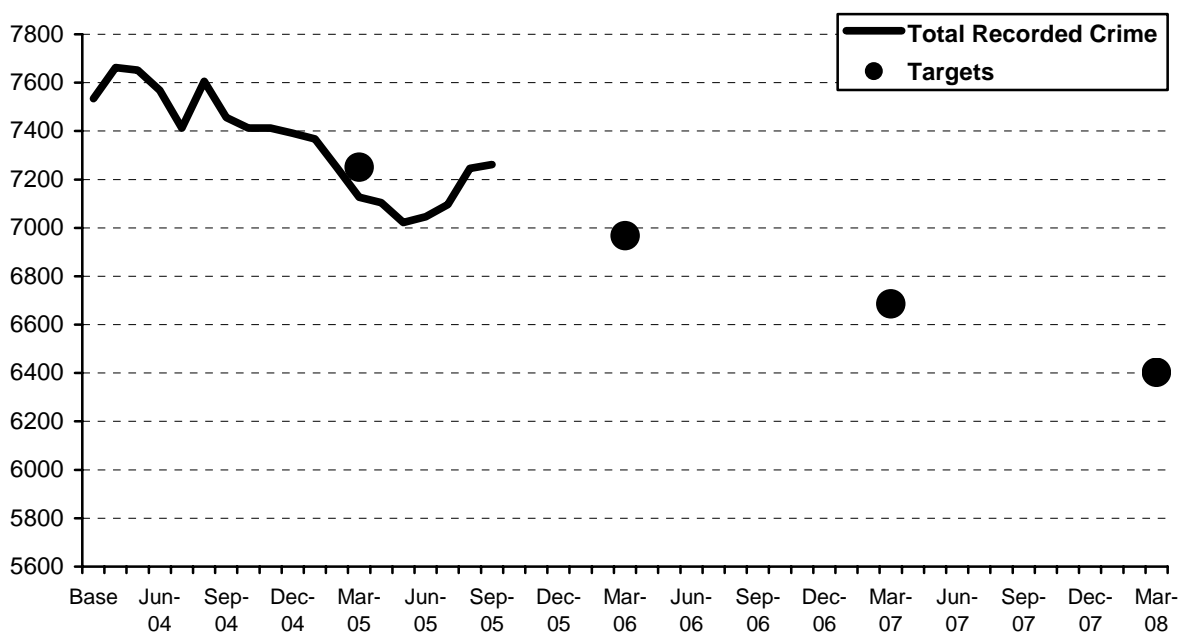
## All Recorded Crime

Crime Type	2003/04 Baseline	Last 12 months	Change on Baseline
Domestic burglary	374	318	- 15%
Violent crime	1,186	1,170	- 1%
- violence against the person	1,071	1,084	+ 1%
- robbery	45	32	- 29%
- sexual offences	70	54	- 23%
Vehicle crime	1,089	993	- 9%
- theft of vehicle	244	244	0%
- theft from vehicle	845	749	- 11%
Business crime	3,023	2,981	- 1%
- commercial burglary	430	394	- 8%
- shoplifting	332	305	- 8%
- other	2,261	2,282	+ 1%
Criminal damage	1,320	1,099	- 17%
Drug offences	291	404	+ 39%
<b>Total Recorded Crime*</b>	<b>7,534</b>	<b>7,262</b>	<b>- 4%</b>

\* total recorded crime does not equal sum of listed categories

Warwickshire has a target to reduce total recorded crime by 15% by 2007/08 (with a 2003/04 baseline). The graph below plots progress towards this target locally, with annual targets indicated.

Total Recorded Crime: Stratford-on-Avon District



### 3.0 Performance against Stratford CDRP Targets

3.1 The Crime and Disorder and Drugs Misuse Reduction Strategy (2005 - 2008) contained a number of specific targets, listed below.

#### Priority Themes

Stratford-on-Avon CDRP has the following priority themes:

- Anti-social behaviour
- Business crime
- Fear of crime
- Alcohol-related violence

There is an additional target to reduce people's perception of the harm cause by drugs.

Theme	2007/08 Target	2003/04 Baseline	Last 12 months	Change on Baseline	Status
To reduce people's perception of anti-social behaviour	6% increase in the percentage of residents that do not think anti-social behaviour is a problem in their local area	24%	2005/06 figures due in Dec 2005		
To reduce anti-social behaviour	5% reduction in the number of recorded ASB incidents (as defined in Audit 2004)	6,685	n/a*	-	-
To reduce business crime	15% reduction in the number of recorded business crimes	3,023	2,981	- 1%	AMBER
To reduce the fear of crime	<b><i>Reduction in the percentage of residents that are very or fairly worried about...</i></b>		2005/06 figures due in Dec 2005		
	Having their home broken into and having something stolen to 50%	55%			
	Being physically attacked by strangers to 31%	34%			
	Having their car stolen to 41%	44%			
To reduce alcohol-related violence	16.75% reduction in reported incidents of violent crime	1,186	1,170	- 1%	AMBER
To reduce peoples perception of the harm caused by drugs	To reduce the percentage of people that think drug dealing/use is a problem in their local area by 2% each year	45%	2005/06 figures due in Dec 2005		

GREEN - Forecast to achieve by target date

AMBER – Some risk of not achieving by target date

RED - Target unlikely to be achieved by target date

\* This is no longer available under the old definition of ASB due to changes in the Police incident coding system.

## 4.0 Beat-level Statistics

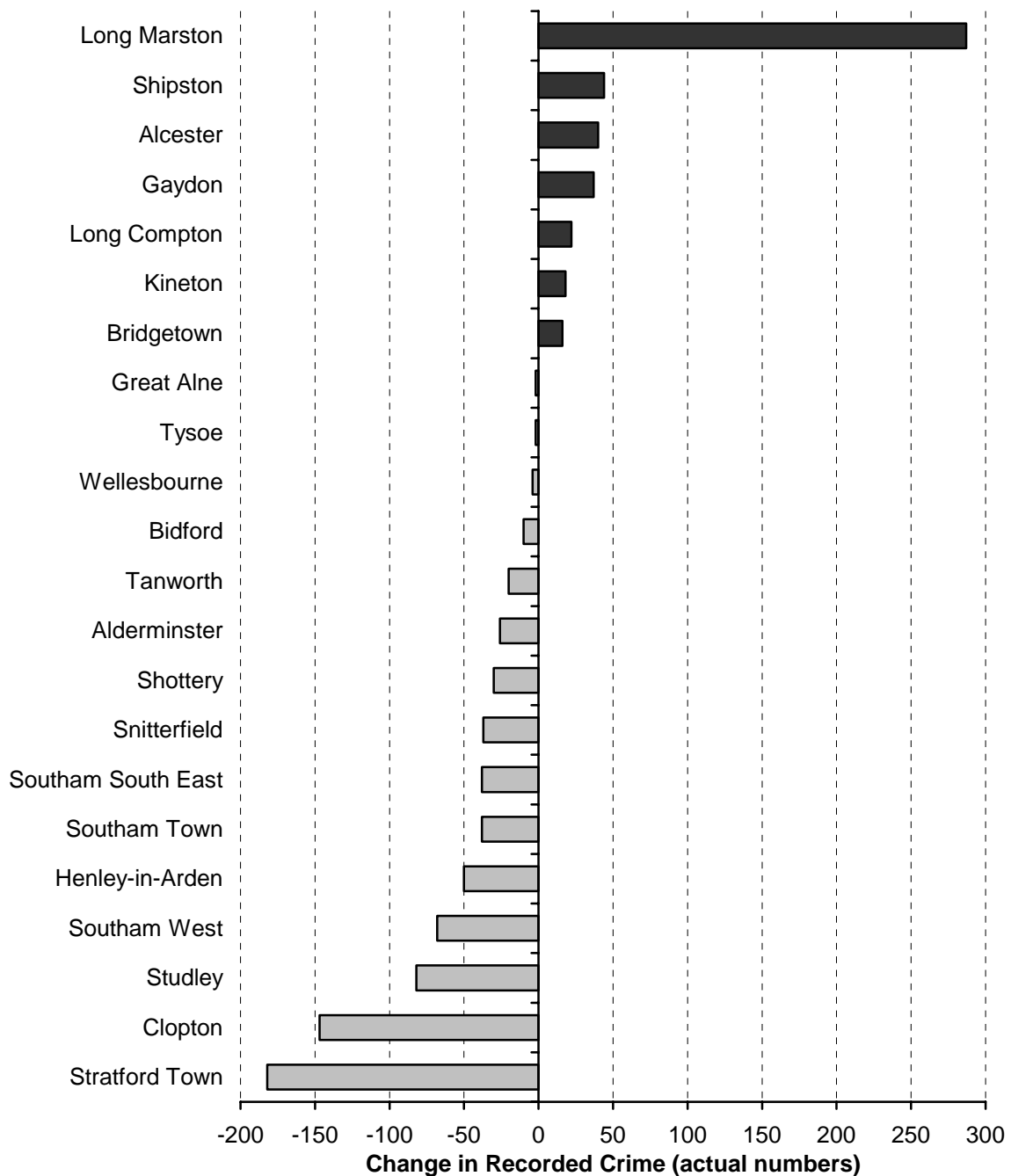
4.1 The graph below demonstrates the change in total recorded crime in each Police beat area during 2004/05, compared with 2003/04.

### Sub-District Statistics

#### Police Beats

The graph below compares the past twelve months with figures for 2003/04, for consistency with other sections of this report.

Change in recorded crime: 2003/04 compared with last twelve months



Note: 243 drug offences recorded at Long Marston at music festivals this summer

## Community Policing Areas

Stratford-on-Avon CDRP has four Community Policing Areas. Generally, Police beat boundaries are consistent with these areas. However, the match is not exact and the following statistics are based on a 'best fit' of Police beats.

Community Policing Team	2003/04 Baseline	Last 12 months	Change on Baseline
Alcester	2,701	2,827	+ 5%
Southam	851	707	- 17%
Stratford-on-Avon Town	2,794	2,451	- 12%
Stratford-on-Avon Rural	1,188	1,277	+ 7%
<b>Stratford-on-Avon District</b>	<b>7,534</b>	<b>7,262</b>	<b>- 4%</b>

## 5.0 British Crime Survey Comparator Crime

5.1 Government Office for the West Midlands has asked Stratford CDRP to achieve an overall reduction of 17.5% by 2007/08 in the crime types listed below, based on 2003/04. This table illustrates performance during the first year of this period.

### British Crime Survey (BCS) Comparator Crime

Crime Type	2003/04 Baseline	2007/08 Reduction Target	2007/08 Target	Last 12 months	Change on Baseline	Status
Theft or unauthorised taking of vehicle	244	-16.75%	203	244	0.0%	▼
Theft from a vehicle	845	-16.75%	703	749	- 11.4%	▲
Vehicle interference	159	0.00%	159	142	- 10.7%	▲
Domestic burglary	374	-16.75%	311	318	- 15.0%	▲
Theft or unauthorised taking of a cycle	142	0.00%	142	112	- 21.1%	▲
Theft from person	68	0.00%	68	53	- 22.1%	▲
Criminal damage	1,320	-16.75%	1,099	1,379	+ 4.5%	▼
Common assault	325	-16.75%	271	247	- 24.0%	▲
Woundings (serious and other)	551	-16.75%	459	560	+ 1.6%	▼
Robbery of personal property	31	-16.75%	26	17	- 45.2%	▲
<b>Total of selected offences</b>	<b>4,059</b>	<b>15.23%</b>	<b>3,441</b>	<b>3,821</b>	<b>- 5.9%</b>	<b>▶</b>
<b>Overall BCS reduction target</b>	<b>4,059</b>	<b>-12.50%*</b>	<b>3,552</b>	<b>3,821</b>	<b>-5.9%</b>	<b>▶</b>

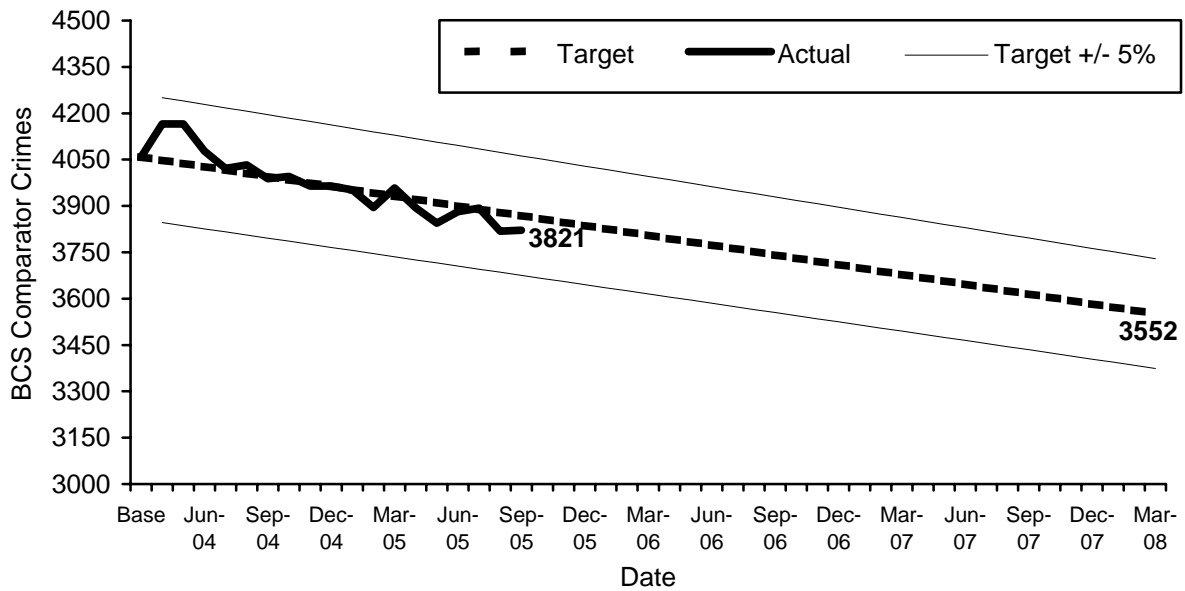
▲ = current levels at least 5% below extrapolated target

▶ = current levels within +/- 5% of extrapolated target

▼ = current levels at least 5% above extrapolated target

\* Although the overall BCS reduction target is 12.5%, the target for the individual crime types combine to make a reduction target of 15.2%.





## Countywide Overview

### BCS Comparator Crime

District/Borough	2003/2004 Baseline	2007/2008 Reduction Target	Last twelve months	Change on 2003/2004
North Warwickshire	3,498	(15.0%) 2,973	2,595	-26%
Nuneaton & Bedworth	8,562	(17.5%) 7,063	8,020	-6%
Rugby	5,902	(17.5%) 4,869	5,322	-10%
Stratford-on-Avon	4,059	(12.5%) 3,551	3,821	-6%
Warwick	6,498	(15.0%) 5,523	5,850	-10%
<b>Warwickshire</b>	<b>28,519</b>	<b>(15.9%) 23,981</b>	<b>25,608</b>	<b>-10%</b>

## 6.0 Anti-Social Behaviour incidents

The most significant concern for communities is “anti-social behaviour”. The following information gives an indication of the level of this behaviour and numbers of incidents involved. The chart illustrates that there has been a 1% increase overall in the incident types detailed below, the most significant of which is a 39% increase in nuisance youth incidents reported to the police during 2004/5 compared with 2003/4.

### Anti-Social Behaviour Incidents - Stratford-on-Avon

Incident Type	2003/04	2004/05	Change
Abandoned vehicles	455	359	-21%
Animal-related problems	742	584	-21%
Criminal damage, vandalism	1335	1377	3%
Drug/substance misuse/drug dealing	498	399	-20%
Hoax calls	798	775	-3%
Intimidation/Harassment	354	407	15%
Noise	132	153	16%
Nuisance behaviour	2285	2640	16%
Prostitution, sexual acts	86	59	-31%
<b>Total</b>	<b>6,685</b>	<b>6,753</b>	<b>1%</b>
Rate per 1,000 Population	59	59	

Nuisance youths	1346	1873	39%
-----------------	------	------	-----

6.1 In order to comply with the National Standard for incident recording (NSIR) there have been changes to the way that Warwickshire Police code and therefore record incidents. The main impact of these changes means that from 1st July 2005 there is no comparable information for anti-social behaviour incidents. This will not result in any major increases to the numbers of incidents however, they are now categorised differently and for example we will no longer be able to specifically see the breakdown for nuisance youth incidents. Officers from the Police and our Research Team are currently working out how we can overcome this problem and ensure that we have some meaningful data to monitor and compare anti-social behaviour incidents.

DAVID CARTER  
County Solicitor & Assistant  
Chief Executive  
Shire Hall, Warwick